


The moldings are designed to blend with the Regatta flooring. The same wood wear layer that is used for the flooring is used for the moldings.

### Multipurpose Reducer



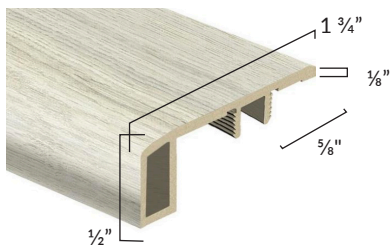
Reducer is 94" long and transitions flooring of different heights, for example, carpet to vinyl.

### T-Molding




T-molding is 94" long and transitions different types of flooring of the same height, for example, vinyl to vinyl.

### Square Nose Threshold




Stair nose is 94" long. Any existing tread bullnose must be cut off.

### Flush Stair Nosing



SKU- SN

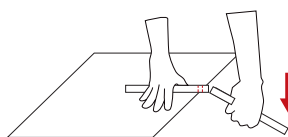


SKU- FM

Flush stair note is 94" long and finishes the perimeter of the floor.

## Installation Method

### Snap Trak



- Position track 3/16" away from vinyl floor
- Firmly attach Snap Trak to sub floor using screws
- Screw track to sub floor.
- Snap molding onto track.
- Trak is scribed so it can be snapped to the length required.