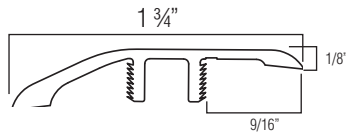


The moldings are designed to blend with the vinyl flooring. The same décor vinyl and wear layer that is used for the flooring is used for the moldings.

Collections applicable to these moldings include:

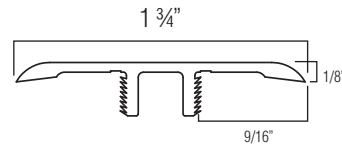
- Courtier
- Polaris
- Sierra Madre
- San Simeon
- El Dorado

Multipurpose Reducer



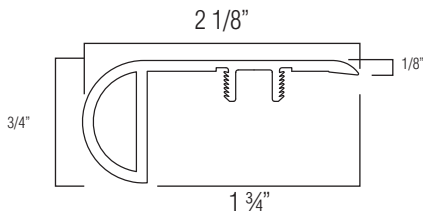
Reducer is 72" long and transitions flooring of different heights, for example, carpet to vinyl.

T-Molding



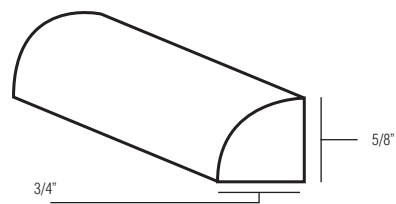
T-molding is 72" long and transitions different types of flooring of the same height, for example, vinyl to vinyl.

Overlap Stair Nosing



Stair nose is 94" long. Any existing tread bullnose must be cut off.

Quarter Round

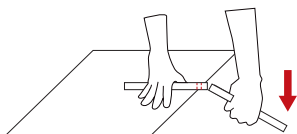


Quarter is 94" long and finishes the perimeter of the floor.

NOTE: Special Order. Full box only 10 pieces/box.

Installation Method

Snap Trak



- Position track 3/16" away from vinyl floor
- Firmly attach Snap Trak to sub floor using screws
- Screw track to sub floor.
- Snap molding onto track.
- Trak is scribed so it can be snapped to the length required.